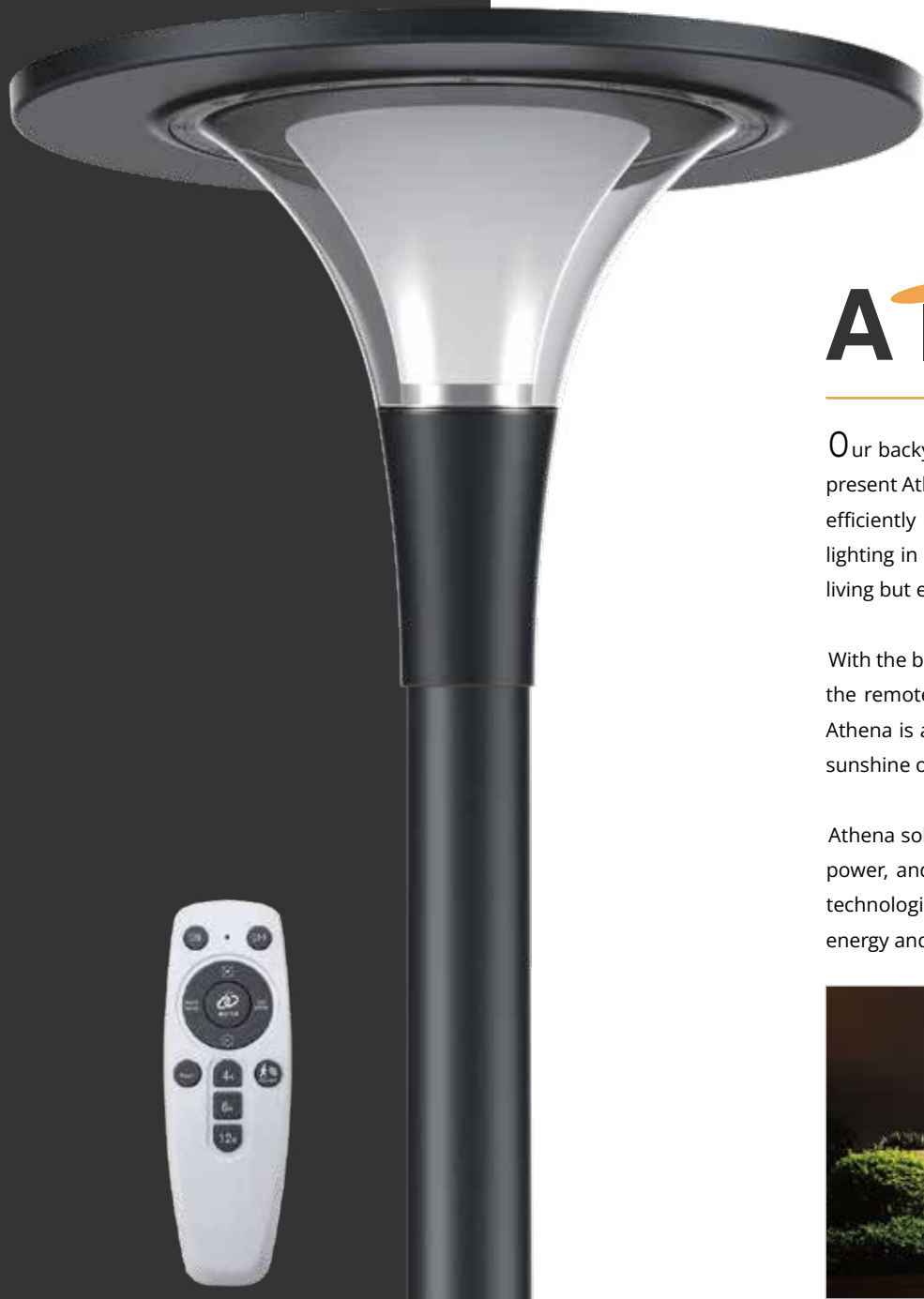




FANTASY LIGHTS GROUP®



ATHENA | SOLAR LED
POST TOP LIGHT



ATHENA | SOLAR LED POST TOP LIGHT

Our backyards and gardens are places of relaxation and close to our hearts, and with the same passion, we present Athena as the most advanced solar garden light for your nature-friendly living. Athena solar garden light efficiently illuminates your recreational living areas, gardens, and pathways with 360-degree beam, glare-free lighting in solar energy, and stand-alone off-grid functioning. Athena is aesthetically designed for comfortable living but elegant styling suitable for home and hospitality applications with zero operational costs.

With the built-in lighting programs, the lighting power and working time could be easily adjusted as required via the remote control. The light can also work in motion detecting mode which will help to save more energy. Athena is a suitable solar pedestrian light to work perfectly no matter in gulf countries with 5.5 hours of valid sunshine or in north Europe with 2.5 hours of valid sunshine.

Athena solar garden light is highly customizable via the remote control in terms of color temperatures, lighting power, and working time to match the garden atmosphere. Auroras's decade of experience in solar lighting technologies makes Athena the perfect choice for home users and project customers, contributing to green energy and reducing carbon footprints.



LIGHTING PERFORMANCE

| | |
|------------------------|---------------------------|
| Item Number | ATHENA AI-GL600R |
| Luminous Flux | 2,800lm max |
| Peak LED power | 18W |
| CRI | >80 |
| LED Chips | SMD2835 164pcs |
| CCT Range (Dual color) | 3000K+4000K / 3000K+6000K |
| LED Lifetime | >100,000 hours |

LITHIUM BATTERY

| | |
|-------------------------|--|
| Battery Brand | FBtech (www.fbtech.com.cn) |
| Battery Type | Class A LiFePO4 Cell 32700 6000mA 3.2V |
| Battery Capacity | 12.8V 154WH |
| Charge & Discharge time | 4 hours & >24 hours |
| Autonomy | 2-3 days in motion detection mode |
| Working temp. | -15°C ~ 70°C |
| Warranty | 5 Years |

SOLAR PANEL

| | |
|---------------------|--------------------------|
| Peak Power | 42W |
| Rated Voltage | 18V |
| Cell Type | MONO crystalline silicon |
| Cell Efficiency (%) | >22.5% |
| Lifetime | >20 years |
| Warranty | 5 years |

CONTROL UNIT


| | |
|-------------------------|-------------------------------|
| Control Method | Automatic ON/OFF dusk to dawn |
| Solar Charge Controller | MPPT controller |
| Charging Efficiency | >97% |
| Remote Type | 2.4G radio |
| Operation Distance | up to 30 meters |
| Sensor Type | Microwave sensor |
| CCT Changeable | Yes |
| LED Power Changeable | Yes |
| Time Changeable | Yes |
| Working Mode Changeable | Yes |

FIXTURE & PACKING

| | |
|----------------------|--|
| Light Dimension | φ600 * H455mm |
| Materials | Aluminium die casting + tempered glass |
| IP & IK Rate | IP65 IK10 |
| Fixture Color | RAL9011 / RAL 7016 |
| Pole Diameter to Fit | 76mm |
| Package Size | 62*62*26cm |
| N.W/Light | 9.60KG |
| G.W/Light | 11.30KG |
| Certificates | CB CE ROHS IP65 LM79 LM80, MSDS |
| Warranty | 5 years |

Remark : CCT of 3000 K or lower is required for IDA certification compliance.

PRODUCT FEATURE



Wild animals friendly
with 2200K warm colors



2.4G remote signals is
more stable performance



4H / 6H / 12H optional
changeable by remote



Green energy from the sun
never pay electricity bill



Dual CCT is changeable
between two colors



6000 cycles class A
LiFePO4 battery unit



Sensitive PIR motion
sensor can be ON/OFF



ON - OFF

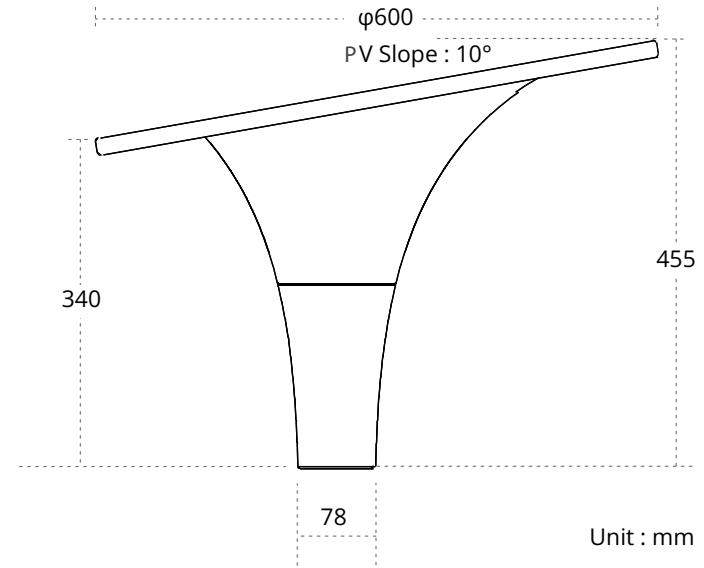
Dusk to Dawn
automatically ON/OFF



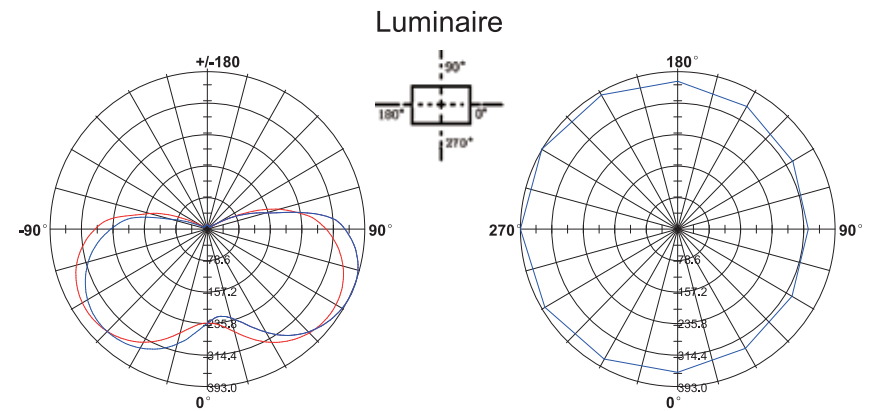
COMPONENTS



DIMENSION



LIGHT DISTRIBUTION



What can remote do?

Change work mode

The default setting is continuous lighting with fixed brightness, also motion sensor function is available, The luminaire works with 30% power normally and works with 100% power when the motion sensor is triggered at people come by. Saving more power with longer battery backup.

Change Time

Different lighting time durations are available as 4 hours, 6 hours, and 12 hours optional to meet different requirements. This helps to save more energy and extend the lifetime of light as well as more days backup.

Change Light Colour

The colour is switchable between cool white 6000K (or daylight 4000k) and warm white 3000K. Easy to set by remote as required. Winter with warm white and Summer time with cool white. Creating a comfortable atmosphere freely.

Change Light Power

The power is changeable as 20%, 40%, 60%, 80%, and 100% to adjustable according to the local solar radiation to save energy, guaranteeing the lighting service is always there even in very challenging conditions.

